



# FIBER OPTIC CABLES, CLAMPS, BOXES FOR OUTDOOR & INDOOR FTTX DEPLOYMENT



# COMPANY PROFILE

JERA LINE is a factory, that produces overhead and underground cable infrastructure. Which transmits information and electricity, via

- Fiber Optic Cable Networks,
- Power Cable Grids.

In the following catalog, we present aerial and indoor products for fiber optics deployment.

Our Mission is to satisfy the market's demands through the development of technology in related business sectors to the highest technology level by using innovations and know how.

Our Vision is to achieve the possibility of manufacturing a comprehensive and reliable complex of products for construction of telecommunication networks and and power distribution systems.

JERA is operating according to ISO9001, all our products meet the criteria of key regional standards. CE , IEC , EN , CPR. Welcome to cooperate, our intention is committed to build reliable, long-term business relationships.

## OUR ADVANTAGES



COMPETITIVE PRICE



MANUFACTURER RND



QUALITY GUARANTEE



COMPLETE SOLUTION

## PRODUCTION FACILITY\*



Fiber optic cable workshop



Plastic molding workshop



CNC metals workshop



Press forming workshop



Helical wire forming workshop



Products Assembly workshop

## TESTING FACILITY\*



Tensile strength test



Temp & Humi cycling test



UV & temperature test



Corrosion aging test



Material hardness test



Fire resistance test

\*PLEASE FIND MORE DETAILS ON OUR WEBSITE.





# CATALOG'S CONTENT

## LAST MILE DROP CLAMPS

page 16



## MID SPAN ADSS, FIG-8 CLAMPS

page 21



## POLE BRACKETS & HOOKS

page 24



## CABLE STORAGE BRACKETS

page 26



## PREFORMED GUY GRIPS

page 28



## STAINLESS STEEL BANDINGS

page 30



## FIBER OPTIC CABLES

page 5



## DISTRIBUTION BOXES & JOINT CLOSURES

page 34



## PATCHCORDS, ADAPTERS

page 40



## PLC SPLITTERS

page 42



## PULLING TOOLS

page 44



## TERMINATION TOOLS

page 46



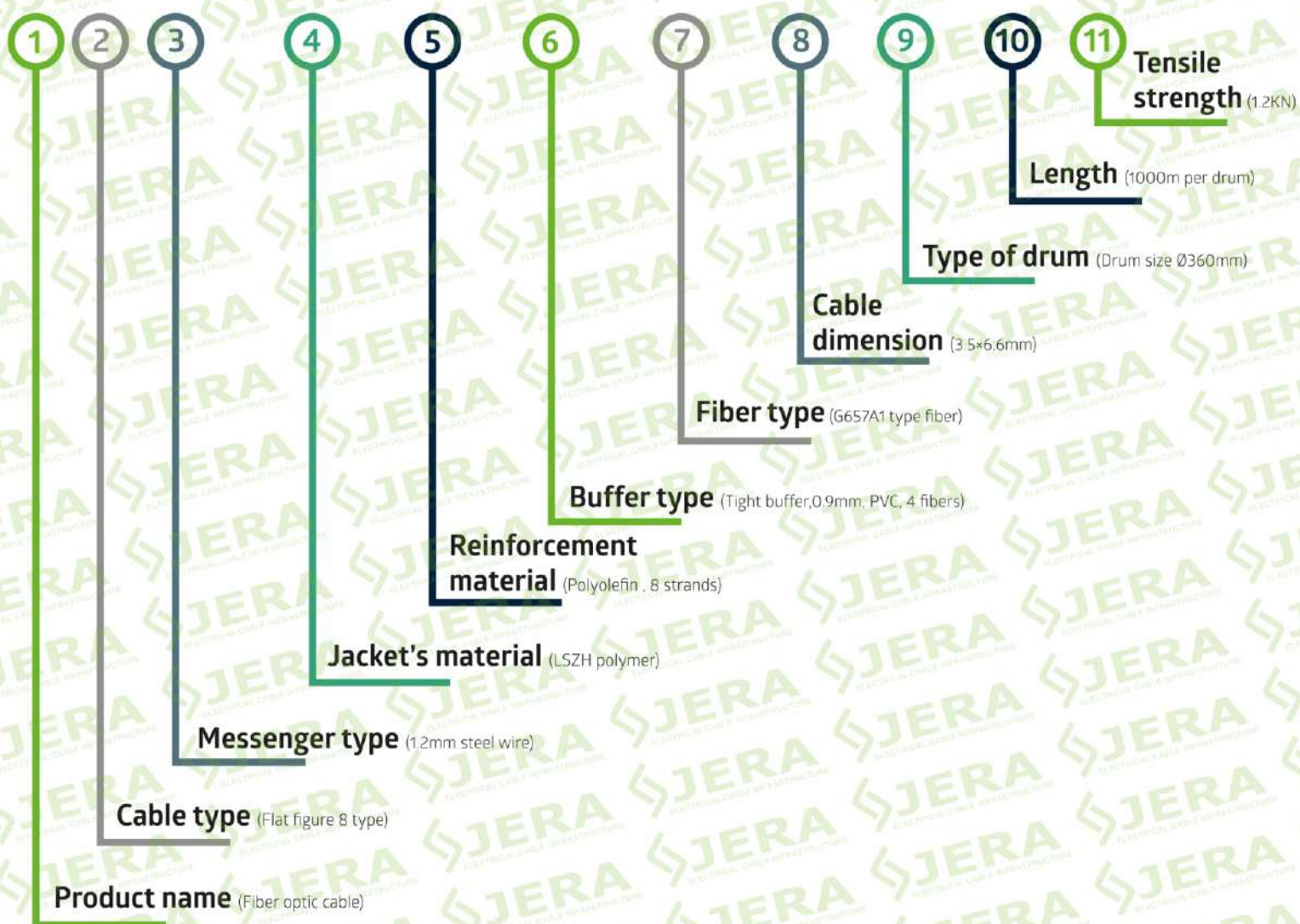




# FIBER OPTIC CABLE NAME CODING

EXAMPLE:

**FOC-Fr8-1.2-Steel-LSZH(BD)+8xPF-4x0.9\*PVC-1x657A1-3.5x6.6-PM-360-1000m-1.2KN**





# FIBER OPTIC DROP CABLES FOR FTTX, FLAT-TYPE & FIG8 TYPE

Fiber optic drop cables, flat-type were developed to use in last mile internet connections in FTtx network construction, for outdoor (aerial) and indoor FTtx deployments.

Our fiber optic FTtx cables are made of G657A1,A2, G652D fiber core, FRP, steel wire, aramid yarn, PBT loose tube materials, weather and UV resistant LSZH, TPU plastic.

Flat and fig8 type fiber optic drop cables meet the criteria of key regional standards RoHS, CE, IEC-60794-1-21.







**FIBER OPTIC DROP CABLE FLAT-TYPE. 1, 2, 4 CORES,**  
REINFORCED BY STEEL/FRP RODS FOR INDOOR & OUTDOOR DEPLOYMENT

**Cable Description**



**Applications**



Applied outdoor, for installation on the telecommunication supports, between the buildings and industrial constructions.



Applied indoor, for cable tray distribution networks of fiber optics. It is allowed to lay cable on the outdoor facade of a building.

**Features**



Perfect for indoor distribution networks of fiber optics



High connecting usability, easy access to the fiber core



Reliability. Reinforced by steel strength member.



High flexibility design



Fiber redundant protection (Up to request)



UV radiation protection



Appropriate tensile performance



Appropriate crushing load



Minimum dimension and weight of drop cable

**Technical Data**

Item	Value (N)		
	1 fiber	2 fibers	4 fibers
Messenger type	Steel wire/FRP	Steel wire/FRP	Steel wire/FRP
Messenger diameter (mm)	0.40/0.50	0.40/0.50	0.40/0.50
Jacket's material	LSZH	LSZH	LSZH
Jacket's thickness (mm)	≥0.40	≥0.40	≥0.40
Fiber type	G.657.A1/A2 or G.652.D		
Cable dimension (mm)	2.0×3.0(±0.1)	2.0×3.0(±0.1)	2.0×3.0(±0.1)
Tensile strength (N)	200/80	200/80	200/80





**FIBER OPTIC DROP CABLE FLAT, FIGURE-8 TYPE. 1, 2, 4, 6 CORES**

WITH STEEL/FRP MESSENGER, REINFORCED BY STEEL/FRP RODS FOR OUTDOOR(AERIAL) DEPLOYMENT

**Cable Description**

-  MESSENGER WIRE: STEEL WIRE /FRP
-  REINFORCEMENT MATERIAL: STEEL WIRE /FRP
-  OPTICAL FIBER
-  OUTER JACKET: BLACK LSZH



**Applications**



Applied outdoor, for installation on the telecommunication supports, between the buildings and industrial constructions.



Applied indoor, for cable tray distribution networks of fiber optics. It is allowed to lay cable on the outdoor

**Features**



Perfect for indoor distribution networks of fiber optics



High connecting usability, easy access to the fiber core



Reliability. Reinforced by steel strength member



High flexibility design



Fiber redundant protection (Up to request)



UV radiation protection



Appropriate tensile performance



Appropriate crushing load



Minimum dimension and weight of drop cable

**Technical Data**

Item	Value (N)			
	1 fiber	2 fibers	4 fibers	6 fibers
Messenger type	Steel wire/FRP	Steel wire/FRP	Steel wire/FRP	Steel wire/FRP
Messenger diameter (mm)	1.0/1.2/7×0.33	1.0/1.2/7×0.33	1.0/1.2/7×0.33	1.0/1.2/7×0.33
Jacket's material	LSZH	LSZH	LSZH	LSZH
Jacket's thickness (mm)	≥0.40	≥0.40	≥0.40	≥0.40
Reinforcement material	Steel wire/FRP	Steel wire/FRP	Steel wire/FRP	Steel wire/FRP
Reinforcement diameter (mm)	0.40/0.50	0.40/0.50	0.40/0.50	0.40/0.50
Fiber type	<b>G.657.A1/A2 or G.652.D</b>			
Cable dimension (mm)	2.0 × 5.2(±0.1)	2.0 × 5.2(±0.1)	2.0 × 5.2(±0.1)	2.0 × 5.2(±0.1)
Tensile strength (N)	1800/2000	1800/2000	1800/2000	1800/2000

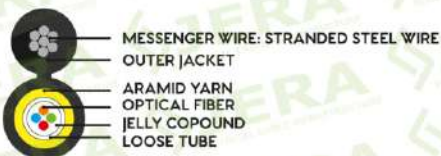
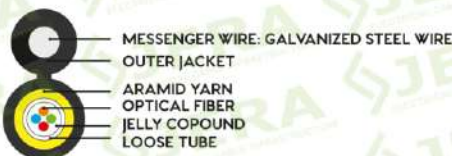




## FIBER OPTIC DROP CABLE, FIGURE-8 TYPE. 1, 2, 4 CORES

WITH STEEL MESSENGER, REINFORCED BY ARAMID YARN FOR OUTDOOR(AERIAL) DEPLOYMENT

### Cable Description



### Applications



Applied outdoor, for installation on the telecommunication supports, between the buildings and industrial constructions.



Applied indoor, for cable tray distribution networks of fiber optics. It is allowed to lay cable on the outdoor facade of a building.

### Features



Perfect for indoor distribution networks of fiber optics



High connecting usability, easy access to the fiber core



Reliability. Reinforced by steel strength member



High flexibility design



Fiber redundant protection (Up to request)



UV radiation protection



Appropriate tensile performance



Appropriate crushing load



Minimum dimension and weight of drop cable

### Technical Data

Item	Value (N)		
	1 fiber	2 fibers	4 fibers
Messenger type	Galvanized steel wire/ steel wire strand	Galvanized steel wire/ steel wire strand	Galvanized steel wire/ steel wire strand
Messenger diameter (mm)	1.2/0.33*7	1.2/0.33*7	1.2/0.33*7
Jacket's material	LSZH/TPU	LSZH/TPU	LSZH/TPU
Reinforcement material	Aramid yarn	Aramid yarn	Aramid yarn
Loose tube material	PBT	PBT	PBT
Loose tube diameter (mm)	1.2 (+0.02) mm	1.2 (+0.02) mm	1.2 (+0.02) mm
Fiber type	G.657.A1/A2 or G.652.D		
Cable dimension (mm)	3.5*6.6(+0.1)	3.5*6.6(+0.1)	3.5*6.6(+0.1)
Tensile strength (N)	1000	1000	1000





**SINGLE MODULE ADSS FIBER OPTIC CABLE FLAT TYPE. 1-12 CORES**

REINFORCED BY GLASS YARNS, PBT JELLY TUBE FOR OUTDOOR (AERIAL) DEPLOYMENT

**Cable Description**



**Applications**



Applied outdoor, for installation on the telecommunication supports, between the buildings and industrial constructions.



Applied indoor, for cable tray distribution networks of fiber optics. It is allowed to lay cable on the outdoor facade of a building.

**Features**



Perfect for indoor distribution networks of fiber optics



High connecting usability, easy access to the fiber core



Full dielectric design



High flexibility design



Fiber redundant protection (Up to request)



UV radiation protection



Appropriate tensile performance



Appropriate crushing load



Minimum dimension and weight of drop cable

**Technical Data**

Item	Value (N)		
	1-4 fibers	1-4 fibers	6-12 fibers
Messenger type	FRP	FRP	FRP
Messenger diameter (mm)	Ø0.8 mm	Ø1.2 mm	Ø1.8/2.0 mm
Jacket's material	HDPE	HDPE	HDPE
Loose tube material	PBT	PBT	PBT
Loose tube diameter (mm)	1.20 mm	1.20 mm	1.20/1.80 mm
Fiber type	G.657.A1/A2 or G.652.D		
Cable dimension (mm)	4.0*2.0	7.2*4.0	8.0*4.2
Tensile strength (N)	800	1200	1200/2000



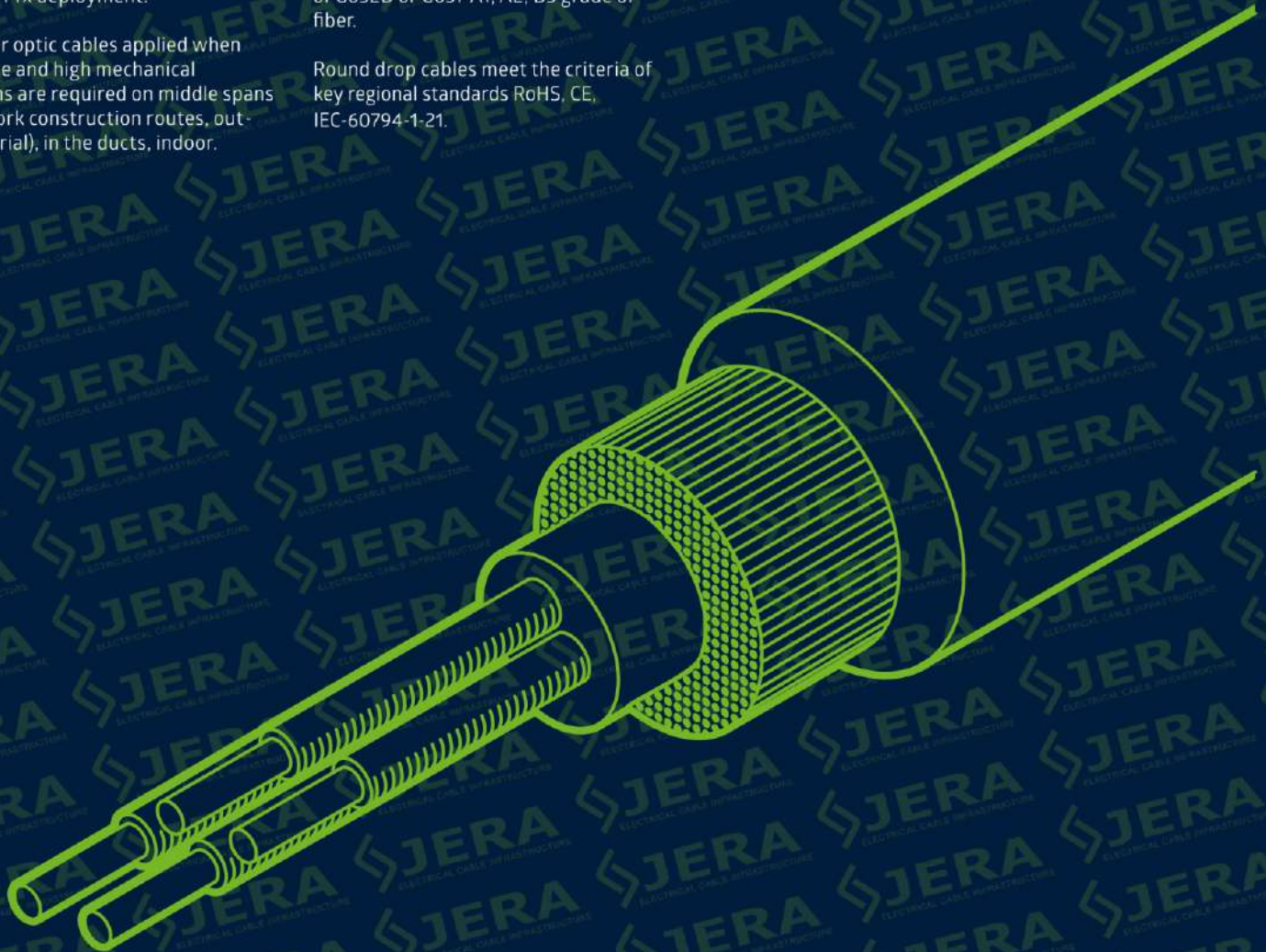
# FIBER OPTIC DROP CABLES FOR FTTX, ROUND-TYPE

Fiber optic drop cables round type, other called mini ADSS drop cables, were developed to use in last mile installation route to connect the final users to telecommunication network using GPON and FTTX or FTTH technologies. Applied in outdoor (aerial) and indoor FTTX deployment.

This fiber optic cables applied when small size and high mechanical strengths are required on middle spans of network construction routes, outdoor (aerial), in the ducts, indoor.

Round drop cables consist of fiber core, reinforced and protected by PBT loose tube and aramid yarns that are located at the whole diameter of cable, fiber cores placed inside tube all the structure filled by jelly and jacketed by LSZH or TPU sheath. Fiber core can be made of G652D or G657 A1, A2, B3 grade of fiber.

Round drop cables meet the criteria of key regional standards RoHS, CE, IEC-60794-1-21.







**FIBER OPTIC DROP CABLE, ROUND TYPE. 1, 2 CORES**

REINFORCED BY GLASS YARNS FOR INDOOR DEPLOYMENT

**Cable Description**



**Applications**



Applied outdoor, for installation on the telecommunication supports, between the buildings and industrial constructions.



Applied indoor, for cable tray distribution networks of fiber optics. It is allowed to lay cable on the outdoor facade of a building.

**Features**



Perfect for indoor distribution networks of fiber optics



High connecting usability, easy access to the fiber core



Full dielectric design



High flexibility design



Fiber redundant protection (Up to request)



UV radiation protection



Appropriate tensile performance



Appropriate crushing load



Minimum dimension and weight of drop cable

**Technical Data**

Item	Value (N)		
	1 fiber	2 fibers	4 fibers
Messenger type	Aramid yarn/PF	Aramid yarn/PF	Aramid yarn/PF
Jacket's material	LSZH	LSZH	LSZH
Jacket's color	White/black/yellow	White/black/yellow	White/black/yellow
Tight buffer material	PVC	PVC	PVC
Fiber type	G.657.A1/A2 or G.652.D		
Cable dimension (mm)	3.0/2.0	3.0/2.0	3.0/2.0
Tensile strength (N)	800	800	800

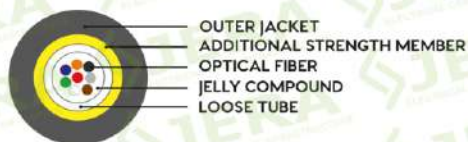




**FIBER OPTIC DROP CABLE, ROUND-TYPE. 1-12 CORES**

REINFORCED BY GLASS YARNS AND TPU/LSZH FOR INDOOR & OUTDOOR DEPLOYMENT

**Cable Description**



**Applications**



Applied outdoor, for installation on the telecommunication supports, between the buildings and industrial constructions.



Applied indoor, for cable tray distribution networks of fiber optics. It is allowed to lay cable on the outdoor facade of a building.



Applied in drain system distribution networks of fiber optics. Blow in a cable into protective plastic pipes.

**Features**



Perfect for indoor distribution networks of fiber optics



High connecting usability, easy access to the fiber core



Full dielectric design



High flexibility design



Fiber redundant protection (Up to request)



UV radiation protection



Appropriate tensile performance



Appropriate crushing load



Minimum dimension and weight of drop cable

**Technical Data**

Item	Value (N)	
	1-4 fibers	6-12 fibers
Messenger type	Aramid yarn	Aramid yarn
Jacket's material	TPU/LSZH	LSZH
Loose tube diameter (mm)	1.2 (±0.06) mm	1.8 (±0.06) mm
Loose tube/Tight buffer material	LSZH/PVC	PBT Gel loose tube
Loose tube color	Colorful	Natural
Fiber type	<b>G.657.A1/A2 or G.652.D</b>	
Cable dimension (mm)	3.0	3.6
Tensile strength (N)	1000	1000





**SINGLE MODULE ADSS FIBER OPTIC CABLE. 1-24 CORES**

REINFORCED BY GLASS YARNS, PBT JELLY TUBE FOR OUTDOOR (AERIAL) DEPLOYMENT

**Cable Description**



**Applications**



Applied outdoor, for installation on the telecommunication supports, between the buildings and industrial constructions.



Applied indoor, for cable tray distribution networks of fiber optics. It is allowed to lay cable on the outdoor facade of a building.



Applied in drain system distribution networks of fiber optics. Blow in a cable into protective plastic

**Features**



Perfect for indoor distribution networks of fiber optics



High connecting usability, easy access to the fiber core



Full dielectric design



High flexibility design



Fiber redundant protection (Up to request)



UV radiation protection



Appropriate tensile performance



Appropriate crushing load



Minimum dimension and weight of drop cable

**Technical Data**

Item	Value (N)		
	1-4 fibers	6-12 fibers	16-24 fibers
Messenger type	FRP	FRP	FRP
Messenger diameter (mm)	Ø 0.5 mm	Ø 0.8 mm	Ø 1.0 mm
Jacket's material	HDPE	HDPE	HDPE
Loose tube diameter (mm)	1.2 mm	1.8 mm	2.8 mm
Loose tube material	PBT	PBT	PBT
Loose tube color	Natural	Natural	Natural
Fiber type	G.657.A1/A2 or G.652.D		
Cable dimension (mm)	3.8	4.7	6.0
Tensile strength (N)	600	1400	3000





**DOUBLE SHEATH FIBER OPTIC CABLE, ROUND TYPE. 1, 2, 4 CORES**

REINFORCED BY ARAMID YARN AND FRP RODS FOR INDOOR & OUTDOOR DEPLOYMENT

**Cable Description**



**Applications**



Applied outdoor, for installation on the telecommunication supports, between the buildings and industrial constructions.



Applied indoor, for cable tray distribution networks of fiber optics. It is allowed to lay cable on the outdoor facade of a building.

**Features**



Perfect for outdoor distribution networks of fiber optics



High connecting usability, easy access to the fiber core



Full dielectric design



High flexibility design



Fiber redundant protection (Up to request)



UV radiation protection



Appropriate tensile performance



Appropriate crushing load



Minimum dimension and weight of drop cable

**Technical Data**

Item	Value (N)		
	1 fiber	2 fibers	4 fibers
Messenger type	Aramid yarn/ Polyester yarn	Aramid yarn/ Polyester yarn	Aramid yarn/ Polyester yarn
Outer cable jacket material	MDPE	MDPE	MDPE
Inner cable jacket material	LSZH	LSZH	LSZH
Reinforcement material and diameter	FRP Ø0.50 mm	FRP Ø0.50 mm	FRP Ø0.50 mm
Fiber type	<b>G.657.A1/A2 or G.652.D</b>		
Outer cable dimension (mm)	Ø5.0 mm	Ø5.0 mm	Ø5.0 mm
Inner cable dimension(mm)	2.0×3.0	2.0×3.0	2.0×3.0
Tensile strength (N)	300	300	300

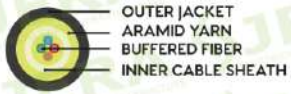




**DOUBLE SHEATH FIBER OPTIC CABLE, ROUND TYPE. 1, 2, 4 CORES**

REINFORCED BY ARAMID YARN FOR OUTDOOR(AERIAL) DEPLOYMENT

**Cable Description**



**Applications**



Applied outdoor, for installation on the telecommunication supports, between the buildings and industrial constructions.



Applied indoor, for cable tray distribution networks of fiber optics. It is allowed to lay cable on the outdoor facade of a building.

**Features**



Perfect for outdoor distribution networks of fiber optics



High connecting usability, easy access to the fiber core



Reliability. Reinforced by steel strength member



High flexibility design



Fiber redundant protection (Up to request)



UV radiation protection



Appropriate tensile performance



Appropriate crushing load




Minimum dimension and weight of drop cable

**Technical Data**

Item	Value (N)		
	1 fiber	2 fibers	4 fibers
Messenger type	Aramid yarn	Aramid yarn	Aramid yarn
Outer cable jacket material	LSZH	LSZH	LSZH
Inner cable jacket material	LSZH	LSZH	LSZH
Tight buffer material and diameter	PVC, 0.9 mm	PVC, 0.9 mm	PVC, 0.9 mm
Fiber type	G.657.A1/A2 or G.652.D		
Outer cable dimension(mm)	4.6	4.6	4.6
Inner cable dimension(mm)	3.6	3.6	3.6
Tensile strength (N)	800	800	800



# DROP CLAMPS & BRACKETS FOR FTTX OUTDOOR (AERIAL) CABLE DEPLOYMENT



FTTx drop wire clamps and brackets were designed to anchor or suspend the drop wire, FTTx, FTTH flat or round cables on dead-end or intermediate routes during last mile line network installation.

Outdoor drop cable clamps attached to the building, strand or poles by special anchoring bracket, drive hooks, pole brackets, SS hooks and various drops attachments and different angles.

Special drop wire clamp's design allows to implement the securely "dead-end" without risk of cable loss or damage under high tension loads. The special

clamping surface of anchoring clamp does not cut the cable jackets.

Drop wire clamps are made of stainless steel materials, aluminum, thermo plastic. That insures a high corrosion resistance and guarantee the long period of usage.

All the cable assemblies passed the tensile tests, operation experience with temperatures ranging test, temperature cycling test, aging test, corrosion resistance test etc





## DROP CLAMPS FOR FTTX OUTDOOR (AERIAL) CABLE DEPLOYMENT

### Product information:

Drop clamps for FTTx cables applied on flat and round cables of different sizes. Tension strength achieved by wedges and conical body of clamp or by excentral layout of cable in the clamp or wedges. Open or closed wire bails provide an easier installation. Tension strength achieved. Radius of excentrals is enough for the optical signal to work properly, without losses.

DROP CLAMPS

### Technical specification:

Product code		Max cable size (h × w), mm*	MBL, kN*	Materials
<b>S-TYPE</b>		 Ø 0.4 – 1.5	1	UV resistant plastic, stainless steel
<b>SO-TYPE</b>		 Ø 0.4 – 1.5	0.5	UV resistant plastic, stainless steel
<b>SS-TYPE</b>		 Ø 0.4 – 1.5	2	UV resistant plastic, stainless steel
<b>DH-01</b>		 Ø 2 – 5	1	Galvanized steel, aluminium
<b>DH-02</b>		 Ø 4 – 10	0.8	Galvanized steel, aluminium
<b>ODWAC-PH</b>		 <4 × <8	0.5	UV resistant plastic
<b>ODWAC-PY</b>		 <4 × <8	0.5	UV resistant plastic
<b>ODWAC-15</b>		 <5 × <12	0.7	Stainless steel
<b>ODWAC-20</b>		 <3 × <9	0.5	Stainless steel UV resistant plastic
<b>ODWAC-22</b>		 <6 × <13	1.2	Stainless steel



# LAST MILE DROP CLAMPS & BRACKETS



Product code		Cable size, mm*	MBL, kN*	Materials
ODWAC-22E		 <6 × <13	1.2	Stainless steel with electrophoretic paint
ODWAC-22H		 <4 × <8	0.5	Stainless steel UV resistant plastic
ODWAC-22P		 <6 × <13	1	Stainless steel, UV resistant plastic
ODWAC-22S		 <6 × <13	0.5	Stainless steel
ODWAC-22Y		 <4 × <8	1	Stainless steel UV resistant plastic
ODWAC-23		 Ø 3 – 6,  <4 × <13	Depend on cable's configuration	Stainless steel
ODWAC-23H		 Ø 3 – 6,  <4 × <13	Depend on cable's configuration	UV resistant plastic Stainless steel
ODWAC-23S		 Ø 3 – 6,  <4 × <13	Depend on cable's configuration	Stainless steel
ODWAC-26		 <6 × <16	2	Stainless steel
ODWAC-L		 <6 × <13	1	Dacro steel
H15		 Ø 2 – 4,  2 × (5 – 8)	0.5	UV resistant plastic, galvanized steel
D2.1		 Ø 2 – 5,  2 × (3 – 5)	0.5	UV resistant plastic, Stainless steel





Product code		Cable size, mm*	MBL, kN*	Materials
D3		□ <math>4 \times 8</math>	0.5	UV resistant plastic
FISH-1		● Ø 2 - 3, □ 2 × 3	0.5	UV resistant plastic, stainless steel
FISH-2		● Ø 2 - 5, □ 2 × 3	1	UV resistant plastic
FISH-34		● Ø 3 - 4	Depend on cable's configuration	UV resistant plastic
FISH-45		● Ø 4 - 5	Depend on cable's configuration	UV resistant plastic
ACC		● Ø 2 - 6	1	UV resistant plastic
ACJ		● Ø 3 - 4	Depend on cable's configuration	UV resistant plastic
D6		● Ø 4 - 8	0.5	UV resistant plastic
DC-35		● Ø 2 - 5, □ 2 × (3 - 5)	0.1	UV resistant plastic

\* MAY BE ADJUSTED PER YOUR CABLE REQUIREMENT.

DROP CLAMPS





**BRACKETS FOR DROP CABLE CLAMPS,  
OUTDOOR (AERIAL) CABLE DEPLOYMENT**

**Product information:**

Aerial drop wire clamps attached to the building, strand or poles by special anchoring bracket, drive hooks, pole brackets, SS hooks and various drops attachments.


Brackets can be easily attached to the building, strand or poles with special screws, bolts or stainless steel band with the buckles. Materials, as well as coating can be adjusted according to you needs.

**Technical specification:**

Product code		MBL, kN	Materials
YK-01		1.5	Galvanized steel
YK-02		1	Galvanized steel
YK-03		1	Galvanized steel
YK-04		1.5	Galvanized steel
YK-05		0.5	Galvanized steel
YK-06		2	Galvanized steel
YK-07		1.0/1.5	UV Resistant plastic
AH		2	Galvanized steel
DWR-01		-	Galvanized steel
PS-6		1	Galvanized steel
YK-11		-	Galvanized steel



# ADSS, FIG-8 TYPE CABLE CLAMPS



Anchor and suspension sets for all dielectric self-supporting cables (ADSS) were developed to tension and suspend an aerial round fiber optic cable of 3-20mm diameters. Clamps applied at central loop routes up to 100 meters and last mile installation routes in FTTx, GPON network construction.

Anchor and suspension sets for all figure-8 type cables were developed to tension and suspend an aerial round fiber optic cable of 3-10 mm diameters. The central messenger of cable can be made of steel or FRP materials. Clamps applied at central loop routes up to 100 meters and last mile installation routes in FTTx, GPON network construction.

Design allows to implement the security of cable without risk of cable loss or damage of insulation under sufficient mechanical loads.

Anchor and suspension clamps for ADSS cables are made of aluminium, stainless steel, high strength plastic materials. That insures a high corrosion resistance and guarantee the long period of usage.

All the assemblies passed the tensile tests, operation experience with temperatures test, temperature cycling test, aging test, corrosion resistance test etc.



## ADSS, FIG-8 TYPE CABLE CLAMPS



### ANCHOR AND SUSPENSION CLAMPS FOR ADSS CABLES

#### Product information:

ADSS anchor clamps are enough to keep the aerial bundled cables in tight strength position, and appropriate mechanical resistance archived by conical body and wedges, which does not allow the cable to slip from the ADSS cable accessory. The ADSS cable route may be dead-end, double dead-ending or double anchoring.

#### Technical specification:

Product code	Cable size, mm*	MBL, kN*	Materials
<b>PA-100</b>	 Ø 3 – 5	1.2	UV resistant plastic
<b>PA-120</b>	 Ø 4 – 8	1.2	UV resistant plastic
<b>PA-500</b>	 Ø 4 – 8	2	
<b>PA-700</b>	 Ø 6 – 10 Ø 8 – 12 Ø 10 – 14	3	
<b>PA-3000</b>	 Ø 8 – 12		
<b>PA-3001</b>	 Ø 12 – 16	8	UV resistant plastic, stainless steel, aluminium
<b>PA-3002</b>	 Ø 16 – 20		
<b>PA-800</b>	 Ø 7 – 11		
<b>PA-1000</b>	 Ø 8 – 14	10	

#### Product information:

Suspension or support clamps for all dielectric self-supporting cable (ADSS) used for aerial round optical fiber cable. These optical fiber cable accessories can be installed on short spans at intermediate poles. ADSS suspension clamp are very easy in installation of optical fiber line and appropriate mechanical resistance.

Can be archived by tightening nut until needed strength will be reach. Or self-adjusting under cable weight. Neoprene insert or strap do not allow the optical cable to slip from the suspension fitting. The ADSS cable may be different sizes, but fiber optical cable route should be straight with angles up to 25.

#### Technical specification:

Product code	Cable size, mm*	MBL, kN*	Materials
<b>D8</b>	 Ø 8 – 12	1.5	
<b>D12</b>	 Ø 13 – 16	1.5	
<b>HC 5-8</b>	 Ø 5 – 8	4	
<b>HC 8-15</b>	 Ø 8 – 15	4	Galvanized steel, UV resistant plastic
<b>HC 15-20</b>	 Ø 15 – 20	4	
<b>HC 2-15-20</b>	 Ø 15 – 20	4	
<b>PS-619</b>	 Ø 6-19	3	Galvanized steel, nylon
<b>ES-500</b>	Ø 4-11	4.5	UV resistant plastic

\* MAY BE ADJUSTED PER YOUR CABLE REQUIREMENT.





## ANCHOR AND SUSPENSION CLAMPS FOR FIGURE-8 TYPE CABLES

### Product information:

Anchor clamps designed to anchor figure-8 fiber optic cable of different diameters and messenger's types. All the clamps are self-adjusting. Needed mechanical strength and clamp of cable achieved by wedges and conical body of clamp. Usually for FRP, kevlar messenger it is used plastic wedges and body of clamp, whereas for metal messenger we use zink teeth and aluminum body material.

Generally, optical cable with steel messenger require higher mechanical load, and this completely assured by high strength aluminium materials that applied in anchor clamps. Our wedge anchor clamps does not cut the cable jackets and guarantee the long period of usage.

### Technical specification:

Product code	Messenger's material	Diameter of wire over the insulation*	MBL, kN*	Materials
PA-37	FRP	∅ 3 - 7	1.5	Stainless steel, UV resistant plastic, aluminium
PA-610		∅ 6 - 10		
PA-05	Steel	∅ 3 - 5	2	Stainless steel, UV resistant plastic, aluminium, zink
PA-06	Steel	∅ 3 - 6	3	Stainless steel, UV resistant plastic, aluminium, zink
PA-07		∅ 3 - 7	5	
PA-07x320	Steel	∅ 4 - 7	7	Stainless steel, UV resistant plastic, aluminium, zink
PA-10x320	Steel	∅ 5 - 10	16	Stainless steel, UV resistant plastic, aluminium, zink

ADSS, F8 CLAMPS

### Product information:

Suspension clamps designed to suspense figure-8 fiber optic cable of different diameters and messenger's types, on the short spans. Clamps are universal to be applied on steel, FRP, kevlar, AAC messenger. Fiber optic cable route can be straight or turning with angles up to 25. Our clamps does not cut the cable jackets and guarantee the long period of usage.

Following optical fiber suspension accessories are made of UV resistant plastic, galvanized steel plates and hardware. This allows very easy in installation of optical fiber cable and attached to pole (concrete, wooden, metal) with suspension hook or stainless steel strap.


### Technical specification:

Product code	Diameter of wire over the insulation*	MBL, kN*	Materials
SSA	∅ 4 - 5 / 5 - 9	8	Galvanized steel, UV resistant plastic
SSA-1	∅ 4 - 5 / 5 - 9	8	Galvanized steel, UV resistant plastic
CS	∅ 4 - 5 / 5 - 9	8	Galvanized steel, UV resistant plastic
ZP 8-2	∅ 4 - 8	2	Galvanized steel, aluminium

\* MAY BE ADJUSTED PER YOUR CABLE REQUIREMENT.



# BRACKETS & HOOKS



The suspension and tension brackets were designed to anchor or suspend the ADSS, OFNR, figure-8, cable dead-end tension or suspension clamps. In addition, used for fiber optical closures (FOSC) as storage for cable slacks, which appear during the construction of telecommunication network in overhead lines with ADSS, FTTH, drop wire cables. We provide our customers by anchor and suspension assemblies, which have been tested with dead-ending of flat and round cables applied on dead-end, double dead-ending routes and different angles. Brackets can be

easily attached to the building, strand or poles with special screws, bolts or stainless steel band with the buckles. Brackets and hooks are made of steel materials, aluminum, stainless steel materials, what guarantee high corrosion resistance and long period of usage.






Product code		MBL, kN	Materials
UPB		F1 - 5, F2 - 3,5, F3 - 9, F4 - 2, F5 - 5	Aluminium
UPC		15	Aluminium
PS-1000		10	Aluminium
ES-1500		8	Aluminium
CA-1500		8	Aluminium
CA-1500.1		15	Aluminium alloy
YKR-01		8	Hot dia galvanized steel
YKP-32		15	Galvanized steel
YK-42x400		15	Hot dia galvanized steel
B-16-300-140		10	Hot dia galvanized steel
B-14-230-140		7	Hot dia galvanized steel
PB-12-350		7	Galvanized steel
PS-8		1	Galvanized steel
YK-450		Depend on angle	Fiber-glass(FRP), Aluminium, Galvanized steel

BRACKETS



# CABLE STORAGE BRACKETS



The cable storage brackets were designed to manage fiber optic cable over-lengths during the constructions of telecommunication network in overhead lines with ADSS, FTTH, drop wire cables.

We provide two kinds of cable storage bracket for selection, one is galvanized steel material and the another one is UV resistant plastic. Some of the brackets have the device to hold fiber optical distribution box during application.

We used weather resistant materials to ensure high corrosion resistant and long period of usage. All the cable slack storage were passed the operation experience with temperatures ranging test, temperature cycling test, aging test, corrosion resistance test etc.





Product code

Adjustable to  
cable's size

Cable storing diameter, mm

Materials

YK-S



Yes

200-450

UV resistant palstic

YK-X



Yes

200-450

UV resistant palstic

YK-SX



Yes

200-450

UV resistant palstic

YK-SF



No

400

UV resistant palstic

YK-3060



Yes

300-600

Galvanized steel,  
Aluminium

YK-610-L



No

610

Galvanized steel,  
Aluminium

CABLE STORAGE



# PREFORMED GUY GRIPS FOR ADSS CABLES

Preformed wire grips were developed to use in overhead telecommunication networks to grip ADSS fiber optic cables. The solution is more cost efficient than traditional wedge-type clamps, because of low materials-output ratio.

Product range of preformed line products includes: dead-end guy grips and suspension grips based on hot dip galvanized steel wire materials, which improve the long life period of product. Unique, one-piece dead-end is easy in installation and free from bolts or high-stress holding devices.

Preformed wire clamps have been tested with the collaboration of telecommunication companies in order to satisfy the local requirements and national standards of our customers.

In spite of variety of applicable cable sizes, we are capable to develop needed size preformed wire clamp in short time and w/o extra costs.







## DEAD-END GUY GRIPS, JS

### Product information:

Performed wire dead-end guy grip, JS were developed to grip the ADSS fiber optical cable while construction of internet network lines on wood poles or concrete towers, as analog of classical wedge tension clamps.

ADSS performed wire guy grip, JS were made of hot dip galvanized steel, ASTM A475 standard of wire rod.

ADSS distribution dead-ends guy grip do not require any tool for installation and can be mounted on fiber optic cable, directly. Overhead ADSS dead-end JS type do not require and protective rods or side splices, it can be installed straight on the fiber cable jacket.

However, when the tension strength is high, it should be applied helical ADSS grip with splice protector in order to protect fiber core from damaging during tensioning. Opposite to it, it can be applied ADSS performed wire grip without protector, when the tension is under 9 KN, with thimble or without it.

The configuration of ADSS performed clamp is calculated in order to minimize the insertion losses of light signal. In addition, our company has researched plenty of varieties of helical tension grips and we are able to match our wire formed dead-ends to your ADSS cable size, according to its working load and outer diameter.

### Technical specification:

Product code	Thimble, may be applied on tension load	Working load of cable (breaking load), kN	ADSS cable size, mm	Color code	Wire configuration	Length, mm	Weight, kg
JS	No Thimble	1 (2)	5.0/5.6	red	Specified in accordance to cable working load		
			5.7/6.5	yellow			
			6.6/7.4	black			
			7.5/8.4	orange			
			8.5/9.4	brown			
			9.5/10.5	white			
	U - 42 (Plastic)	2 (3.5)	10.6/11.6	blue			
			11.7/12.8	green			
			12.9/14.1	red			
			14.2/15.6	yellow			
			15.7/17.3	black			
			17.4/19.1	orange			
TC - 22 (Steel)	4 (7)	19.2/20.9	brown				
		21/22.8	white				
		6 (10)	5.0/5.6	red			
			5.7/6.5	yellow			
			6.6/7.4	black			
			7.5/8.4	orange			
8.5/9.4	brown						
9.5/10.5	white						



## SUSPENSION GRIPS, JS-X

### Product information:

Prefored wire suspension grips JS-X were developed to secure cable intermediate pole on the central loop routes fiber optical cable line.

Wire formed grips are made of galvanized steel materials. Additionally equipped with round-type rhimble, that provide superior holding without destruction of wire after years of usage.

Installation of grip do not require any tool and can be mounted on fiber optic cable, directly. Overhead ADSS grips do not require protective rods or side splices,

it can be installed straight on the fiber jacket. However, when the tension strength is high, it should be applied helical ADSS grip with splice protector in order to protect fiber core from damaging during tensioning.

Opposite to it, it can be applied ADSS performed wire grip with out protector, when the tebsion is under 9 KN with thimble or without it.

Jera is capable to develop performed wire suspension grips according to your cable specification and distance between poles.

### Technical specification:

Product code	Thimble, may be applied on tension load	Span, m *	ADSS cable size, mm	Color code	Wire configuration	Length, mm	Weight, kg	
JS-X	No Thimble	50/100	5.0/5.6	red	Specified in accordance to cable working load			
			5.7/6.5	yellow				
			6.6/7.4	black				
			7.5/8.4	orange				
			8.5/9.4	brown				
			9.5/10.5	white				
	TR - 01			10.6/11.6				blue
				11.7/12.8				green
				12.9/14.1				red
				14.2/15.6				yellow
				15.7/17.3				black
				17.4/19.1				orange
		19.2/20.9	brown					
		21/22.8	white					

\* SPANS OR DIAMETERS MAY BE NOT METIONED, CAN BE DISCUSSED WITH SALES.



# STAINLESS STEEL POLE BANDINGS & TOOLS FOR CABLE ATTACHMENT



Stainless steel banding or strapping products and accessories were developed to bundle items together, to attach industrial fittings to the poles. Banding system is a set of fastening materials and special fixing devices made of stainless steel or steel, covered with special materials, gas, oil and mining industries, fixing signs to power line.

Basic package of banding accessories to fixate cable accessories to pole includes:

- stainless steel band;
- stainless steel buckles (simple and push locking system);
- stainless steel download cable buckles;
- tools for tightening band;
- stainless steel tie, screw locking system.

Stainless steel band accessories meet the criteria of key regional standards such as CENELEC, EN-50483-4, NF C 33-020.

Due to advantages as extended service life, extremely easy and convenient in use, securely and tightly attaching, strapping accessories can be applied very widely: in fastening solutions, in construction of overhead distribution lines: overhead transmission lines, telecommunication lines, construction of outdoor passive optic networks, street or traffic signs and video cameras, tubes and other pole hardware, marine and railway transportation.





### STAINLESS STEEL BANDS

**Product information:**

Stainless steel band applied with suspension clamps, anchor clamps, and hooks, on dead-end and intermediate routes, of main or end use electrical connections.

Stainless steel bands are made of stainless steel of different grades: 201, 202, 304, 316, 409. Jera's band have superior elongation value, compared to other manufacturers. For easy identification of steel grade, we products the plastic boxes form different colors.

Steel strapping is the strongest way of securing with heavy loads, when fixing items with hold the high tensile strength.

Jera's banding products are available in different sizes to assist your strapping needs. Stainless steel bands can guarantee extended service life and attaching under significant mechanical loads.

**Installation process:**

1. Cut the stainless steel strap with needed length by strap banding tool.
2. Put on it the stainless steel buckle.
3. Fix the strap by moving the strap banding tool wheel (or ratchet), then cut the band.

**Technical specification:**

Material grade, SUS	201	202	304
Width	1/4" - 6.4 mm	3/8" - 9.5 mm	1/2" - 12.7 mm
Thikness	0.015" - 0.40 mm	0.020" - 0.50 mm	0.025" - 0.64 mm
Length for roll, m	30 or 50	30 or 50	30 or 50
Colour of dispenser	Red	Green	Blue



### WHEEL TOOL MBT-003

**Product information:**

Wheel type tool MBT-003 is developed for tensioning the stainless steel band and mounting the fittings on wooden, concrete or metal poles. The tool is equipped with special blade for easily cutting the stainless steel band.

The strapping tool MBT-003 has superior rust corrosion resistance and trouble proofed design, which strictly clamped the band and buckles. The cut knife with holds plenty of cutting cycles and guarantee long service period of tool. To complete the installation there is only one tool needed.

### RATCHET TOOL MBT-004

**Product information:**

Ratchet type tool MBT-004 is developed for tensioning the stainless steel band and mounting the fittings on wooden, concrete or metal poles. The tool is equipped with special blade for easily cutting the stainless steel band. Ratchet tool MBT-004 is an easy way of binding stainless steel banding around different rack/ pole elements. It keeps the tension tight on the strapping bands as they fasten the components together. The operations of cutting, tension, banding can be done with spin tension handle, spring-loaded gripper and cutter. To complete the installation there is only one tool needed.

**Technical specification:**

Product code	MBT-003	MBT-004
Max band width, mm	< 20	< 25
Band thickness, mm	< 1.2	< 1.5





**STAINLESS STEEL BUCKLES, T-TYPE**

**Product information:**

Stainless steel buckles, other called stainless steel clips, used to attach pole fittings, anchor clamps, suspension fittings and other fittings or accessories together with stainless steel band on dead-end and intermediate routes, of main or end use electrical connections.

Stainless steel buckles T-type are made of different sizes depend on band strapping size to assist your strapping needs of securing with heavy loads. Stainless steel buckles have max size for band – 20 mm and appropriate for insertion of three coils of band strapping.

Stainless steel buckles T-type are made of stainless steel of different grades: 202, 304.

The design of buckles exclude purchase bolts, nuts and washers, hex keys of different sizes.

**Technical specification:**

Product code	KL-10-T	KL-13-T	KL-16-T	KL-20-T
Max band width	3/8" – 10 mm	1/2" – 12.7 mm	5/8" – 16.0 mm	3/4" – 20.0 mm
Grades	202, 304	202, 304	202, 304	202, 304



**STAINLESS STEEL BUCKLES, LX AND LC TYPES**

**Product information:**

Stainless steel buckles, other called stainless steel clips, used to attach pole fittings, anchor clamps, suspension fittings and other fittings or accessories together with stainless steel band on dead-end and intermediate routes, of main or end use electrical connections.

Stainless steel buckles L, LC and LX are made as analog to reinforced buckles, to withhold sufficient mechanical loads.

Stainless steel buckles have max size for band - 20 mm and appropriate for insertion of three coils of band strapping.

Stainless steel buckles L, LC and LX are made of stainless steel of different grades: 202, 304.

The design of buckles exclude purchase bolts, nuts and washers, hex keys of different sizes.

**Technical specification:**

Product code	KL-13-L	KL-20-L	KL-20-LC	KL-20-LX
Max band width	1/2" – 12.7 mm	3/4" – 20.0 mm	3/4" – 20.0 mm	3/4" – 20.0 mm
Grades	202, 304	202, 304	202, 304	202, 304



**STAINLESS STEEL BUCKLE WITH ELECTROPHORETIC PAINT**

**Product information:**

Stainless steel buckles, other called stainless steel clips, used to attach pole fittings, anchor clamps, suspension fittings and other fittings or accessories together with stainless steel band on dead-end and intermediate routes, of main or end use electrical connections.

Compare to other stainless steel buckles, this buckle surface was processed with black electrophoretic paint, it will provide more protection to buckle from the damage caused by long-time exposure in hostile environment.

Stainless steel buckle KL-20-T(E) are made of stainless steel of different grades: 202, 304.

**Technical specification:**

Product code	KL-10-T(E)	KL-13-T(E)	KL-16-T(E)	KL-20-T(E)
Max band width	3/8" – 10.0 mm	1/2" – 12.7 mm	5/8" – 16.0 mm	3/4" – 20.0 mm
Grades	202, 304	202, 304	202, 304	202, 304





### PERFORATED WORM TYPE STAINLESS STEEL BAND (CHKO)

**Product information:**

Stainless steel tie used to fix or attach the fiber optic drop cable bracket, hook, or other kinds of mounts during FTTH line construction. This stainless steel tie's body was perforated processed, can be cut easily and user can cut the required length depend on application freely. The tie is applied with fastener head, the installation is easy just tighten the screw by screwdriver.

The stainless steel materials provide the outstanding quality, allows them to be used in different weather conditions. All our stainless steel tie passed operation experience with temperature cycling test, corrosion resistance test.

**Technical specification:**

<b>Material, grade, SUS</b>	201, 304
<b>Width, mm</b>	8 or 12.7
<b>Thickness, mm</b>	0.6, 0.7
<b>Length of roll, meters</b>	30
<b>Package</b>	Cassette dispenser, or carton



### SCREW LOCKING BUCKLE, WORM TYPE

**Technical specification:**

<b>Material, grade, SUS</b>	201, 304
<b>Width, mm</b>	8 and 12.7



### STAINLESS STEEL TIE, SCREW LOCKING SYSTEM

**Product information:**

Stainless steel tie, screw locking used to attach the fiber optic drop cable bracket, or other kinds of mounts. The design and the materials provide the outstanding quality, which allows them be used in different climatic areas, snowy, cold, marine and salty environments. Passed operation

Passed operation experience with temperature cycling test, corrosion resistance test.

**Technical specification:**

<b>Product code</b>	<b>ZD</b>
<b>Width, mm</b>	10, 12, 16, 19
<b>Thickness, mm</b>	0.7
<b>Length, mm</b>	400, 600, 800, 1000, 1200, 1400
<b>Grades</b>	201, 304



# FIBER OPTIC BOXES & JOINT CLOSURES FOR OUTDOOR FTTX DEPLOYMENT

Fiber optic termination boxes, sockets, joints (FOSC, FOTB, FODB, ODP) were developed to use on central loop and last mile cable routes during construction of fiber optical network. Useful to joint the fiber cores either by fusion splicer or by PLC splitters. Applied outdoor on the walls and poles or in sewage, ducts and industrial collectors.

Provides IP-68 protection and more convenient to connect smaller capacity cables in FTTx technology of internet construction, and have less costs to connect an additional subscriber. Modern design of this range guarantee long life period.

Made of weather and UV resistant first grade plastic material. Installed by bolts, one or two stainless steel bands with appropriate type of buckle.

All the related products as well as tools you may find in our product range.

FOSC meet the criteria of key regional standards RoHS, CE.







### FODB-8

#### Product information:

Fiber optical distribution box FODB-8, designed to terminate feeding optical cable and connect last mile cables as fiber optical cords, patch cords, pigtail cords according to capacity of distribution box.

#### Technical specification:

Drop cables quantity	8
Input and cable diameters	2×Ø<14mm, 8×Ø2-3mm
Dimensions, mm	247×159×46
Adaptors SC	10
PLC SC splitters	1×1*8, 2×1*4



### FODB-8+C1

#### Product information:

Fiber optical distribution box FODB-8+C1, designed to terminate feeding optical cable and connect last mile cables as fiber optical cords, patch cords, pigtail cords according to capacity of distribution box.

#### Technical specification:

Drop cables quantity	8
Input and cable diameters	2×Ø<14mm, 8×Ø2-3mm
Dimensions, mm	247×159×46
Adaptors SC	Cassette splitter
Mini cassette PLC splitter	1×1*8, 2×1*4



### FODB-8H

#### Product information:

Fiber optical distribution box FODB-8H, designed to terminate feeding optical cable and connect last mile cables as fiber optical cords, patch cords, pigtail cords according to capacity of distribution box.

#### Technical specification:

Drop cables quantity	8
Input and cable diameters	4×Ø<14mm, 8×Ø2-3mm
Dimensions, mm	271×237×77
Adaptors SC	10
PLC SC splitters	1×1*8, 2×1*4



### FODB-8H+C2

#### Product information:

Fiber optical distribution box FODB-8H+C2, designed to terminate feeding optical cable and connect last mile cables as fiber optical cords, patch cords, pigtail cords according to capacity of distribution box.

#### Technical specification:

Drop cables quantity	8
Input and cable diameters	4×Ø<14mm, 8×Ø2-3mm
Dimensions, mm	271×237×77
Cassette PLC SC splitter	1×1*8, 2×1*4



### FODB-16H

#### Product information:

Fiber optical distribution box FODB-16H, designed to terminate feeding optical cable and connect last mile cables as fiber optical cords, patch cords, pigtail cords according to capacity of distribution box.

#### Technical specification:

Drop cables quantity	16
Input and cable diameters	2×Ø<14mm, 16×Ø2-3mm
Dimensions, mm	271×237×77
Adaptors SC	16
PLC SC splitters	1×1*8, 2×1*4



### FODB-16

#### Product information:

Fiber optical distribution box FODB-16, designed to terminate feeding optical cable and connect last mile cables as fiber optical cords, patch cords, pigtail cords according to capacity of distribution box.

#### Technical specification:

Drop cables quantity	16
Input and cable diameters	2×Ø5-14mm, 2×Ø10-22mm, 16×Ø<3mm
Dimensions, mm	290×190×120
Adaptors SC	16
PLC SC splitters	2×1*8





### FOSC-2D (48)

**Product information:**

Fiber optical splice closure FOSC-2D (48) is dome type closure, designed to splice and branch fiber optical cables on overhead and underground routes.

**Technical specification:**

<b>Max fiber's capacity</b>	72
<b>Input and cable diameters</b>	3×Ø16mm, 1×16-40mm
<b>Dimensions, mm</b>	300×180×130
<b>PLC Splitter/ Mini cassette PLC splitter</b>	2-1×4, 1-1×8



### FOSC-2A (48)

**Product information:**

Fiber optical splice closure FOSC-2A (48) is dome type closure, designed to splice and branch fiber optical cables on overhead and underground routes.

**Technical specification:**

<b>Max fiber's capacity</b>	72
<b>Input and cable diameters</b>	Round: 6×Ø10mm, Oval 1×35-50mm, Drop cable 8×Ø4mm
<b>Dimensions, mm</b>	320×180×130
<b>Adaptors SC</b>	10
<b>PLC Splitter/ Mini cassette PLC splitter</b>	2-1×4, 1-1×8



### FOSC-3 (96)

**Product information:**

Fiber optical splice closure FOSC-3 (96) is dome type closure, designed to splice and branch fiber optical cables on overhead and underground routes.

**Technical specification:**

<b>Max fiber's capacity</b>	96
<b>Input and cable diameters</b>	3×Ø16mm, 1×25-40mm
<b>Dimensions, mm</b>	435×180×160



### FOSC-4 (144)

**Product information:**

Fiber optical splice closure FOSC-4 (144) is dome type closure, designed to splice and branch fiber optical cables on overhead and underground routes.

**Technical specification:**

<b>Max fiber's capacity</b>	144
<b>Input and cable diameters</b>	4×Ø20mm, 1×25-44mm
<b>Dimensions, mm</b>	420×210×160



### FOSC-6 (96)

**Product information:**

Fiber optical splice closure FOSC-6 (96) is horizontal type closure, designed to splice and branch fiber optical cables on overhead and underground routes.

**Technical specification:**

<b>Max fiber's capacity</b>	96
<b>Input and cable diameters</b>	4×Ø13mm, 2×Ø16mm
<b>Dimensions, mm</b>	385×200×110



### FOSC-7 (96)

**Product information:**

Fiber optical splice closure FOSC-7 (96) is horizontal type closure, designed to splice and branch fiber optical cables on overhead and underground routes.

**Technical specification:**

<b>Max fiber's capacity</b>	96
<b>Input and cable diameters</b>	2×Ø14mm
<b>Dimensions, mm</b>	280×200×90



# FIBER OPTIC BOXES FOR FTTX INDOOR/OUTDOOR DEPLOYMENT OF DROP AND DISTRIBUTION CABLES

Fiber optic termination boxes and sockets (FOTB, FODB, ODP) were developed to use on central loop and last mile cable routes during construction of fiber optical network. Useful to joint the fiber cores either by fusion splicer or by PLC splitters. Commonly applied outdoor and indoor on the walls and poles.

Applied to be used with drop and distribution cables.

FODB provides less IP protection compared to fiber optic splice closures, however more convenient to connect smaller capacity cables in FTTx technology of internet construction, and have less costs to connect an additional subscriber. Modern design of this range guarantee long life period.

Our FODB are made of weather and UV resistant first grade plastic material.

FODB installed by bolts or one or two stainless steel bands with appropriate type of buckle. All the related products as well as tools you may find in our product range.

FODB meet the criteria of key regional standards RoHS, CE.







## PC-1-1

### Product information:

Optical fiber protection box PC-1-1 is a plastic case use to protect optic fiber after hot melting, usually applied in last mile FTTH network constructions.

### Technical specification:

Drop cables quantity	1
Input and cable diameters	1×Ø3mm, 3×2mm
Dimensions, mm	100×11×11



## ODP-02 (1)

### Product information:

Fiber optical distribution point ODP-02 is a wall outlet designed to terminate fiber optical cords, patch cords, pigtail cords, with adaptors in FTTH network.

### Technical specification:

Drop cables quantity	1
Input and cable diameters	1×Ø3mm, 3×2mm
Dimensions, mm	86×86×22
Adaptors SC	2



## ODP-04 (4)

### Product information:

Fiber optical distribution point ODP-04 is a wall outlet designed to terminate fiber optical cords, patch cords, pigtail cords, with adaptors in FTTH network.

### Technical specification:

Drop cables quantity	4
Input and cable diameters	1×Ø3mm, 3×2mm
Dimensions, mm	149×110×33
Adaptors SC	4
Cassette PLC SC Splitters	1×1*4



## FODB-4

### Product information:

Fiber optical distribution box FODB-4, designed to terminate feeding optical cable and connect last mile cables as fiber optical cords, patch cords, pigtail cords according to capacity of distribution box.

### Technical specification:

Drop cables quantity	4
Input and cable diameters	1×Ø10mm, 4×Ø3mm
Dimensions, mm	125×185×40
Adaptors SC	4
Cassette PLC SC Splitters	1*1*4



## FODB-8R

### Product information:

Fiber optical distribution box FODB-8R, designed to terminate feeding optical rizer cable and connect last mile cables as fiber optical cords, patch cords, pigtail cords according to capacity of distribution box.

### Technical specification:

Drop cables quantity	8
Input and cable diameters	2×Ø<14mm, 8×Ø2-3mm
Dimensions, mm	126×150×51
Adaptors SC	8
Cassette PLC SC Splitters	1×1*8, 2×1*4



## FODB-8RC1

### Product information:

Fiber optical distribution box FODB-8RC1, designed to terminate feeding optical rizer cable and connect last mile cables as fiber optical cords, patch cords, pigtail cords according to capacity of distribution box.

### Technical specification:

Drop cables quantity	8
Input and cable diameters	2×Ø<14mm, 8×Ø2-3mm
Dimensions, mm	126×150×51
Adaptors SC	8
Cassette PLC SC Splitters	1×1*8, 2×1*4





### FODB-8A.1 (8)

**Product information:**

Fiber optical distribution box FODB-8A.1 designed to terminate feeding optical cable and connector last mile cables as fiber optical cords, patch cords, pigtail cords. It can be applied in building, FTTx closets, poles, walls.

**Technical specification:**

Drop cables quantity	8
Input and cable diameters	3 or 2 transit $\varnothing$ 17mm, 8 $\times$ $\varnothing$ 3mm, 1 $\times$ $\varnothing$ 17mm
Dimensions, mm	210 $\times$ 195 $\times$ 55
Adaptors SC	10
PLC SC Splitters	1 $\times$ 1*8, 2 $\times$ 1*4



### FODB-8A.1+C2

**Product information:**

Fiber optical distribution box FODB-8A.1+C2 designed to terminate feeding optical cable and connector last mile cables as fiber optical cords, patch cords, pigtail cords. It can be applied in building, FTTx closets, poles, walls.

**Technical specification:**

Drop cables quantity	8
Input and cable diameters	3 or 2 transit $\varnothing$ 17mm, 8 $\times$ $\varnothing$ 3mm, 1 $\times$ $\varnothing$ 17mm
Dimensions, mm	210 $\times$ 195 $\times$ 55
Cassette PLC SC Splitters	1 $\times$ 1*8



### FODB-12 (12)

**Product information:**

Fiber optical distribution box FODB-12 designed to terminate feeding optical cable and connector last mile cables as fiber optical cords, patch cords, pigtail cords. It can be applied in building, FTTx closets, poles, walls.

**Technical specification:**

Drop cables quantity	12
Input and cable diameters	2 $\times$ $\varnothing$ 12mm, 12 $\times$ $\varnothing$ 3mm, 1 $\times$ $\varnothing$ 17mm
Dimensions, mm	235 $\times$ 200 $\times$ 62
Adaptors SC	12
PLC SC Splitters	1 $\times$ 1*8, 2 $\times$ 1*4



### FODB-16X (16)

**Product information:**

Fiber optical distribution box FODB-16X, designed to terminate feeding optical cable and connect last mile cables as fiber optical cords, patch cords, pigtail cords. It can be applied in building, FTTx closets, poles, walls.

**Technical specification:**

Drop cables quantity	16
Input and cable diameters	2 $\times$ $\varnothing$ 17mm, 16 $\times$ $\varnothing$ 3mm
Dimensions, mm	320 $\times$ 260 $\times$ 90
Adaptors SC	16
PLC SC Splitters	1 $\times$ 1*16, 2 $\times$ 1*8



### FODB-16+C2

**Product information:**

Fiber optical distribution box FODB-16+C2, designed to terminate feeding optical cable and connect last mile cables as fiber optical cords, patch cords, pigtail cords. It can be applied in building, FTTx closets, poles, walls.

**Technical specification:**

Drop cables quantity	16
Input and cable diameters	2 $\times$ $\varnothing$ 17mm, 16 $\times$ $\varnothing$ 3mm
Dimensions, mm	300 $\times$ 230 $\times$ 70
PLC SC Splitters	1 $\times$ 1*16, 2 $\times$ 1*8



### FODB-24 (24)

**Product information:**

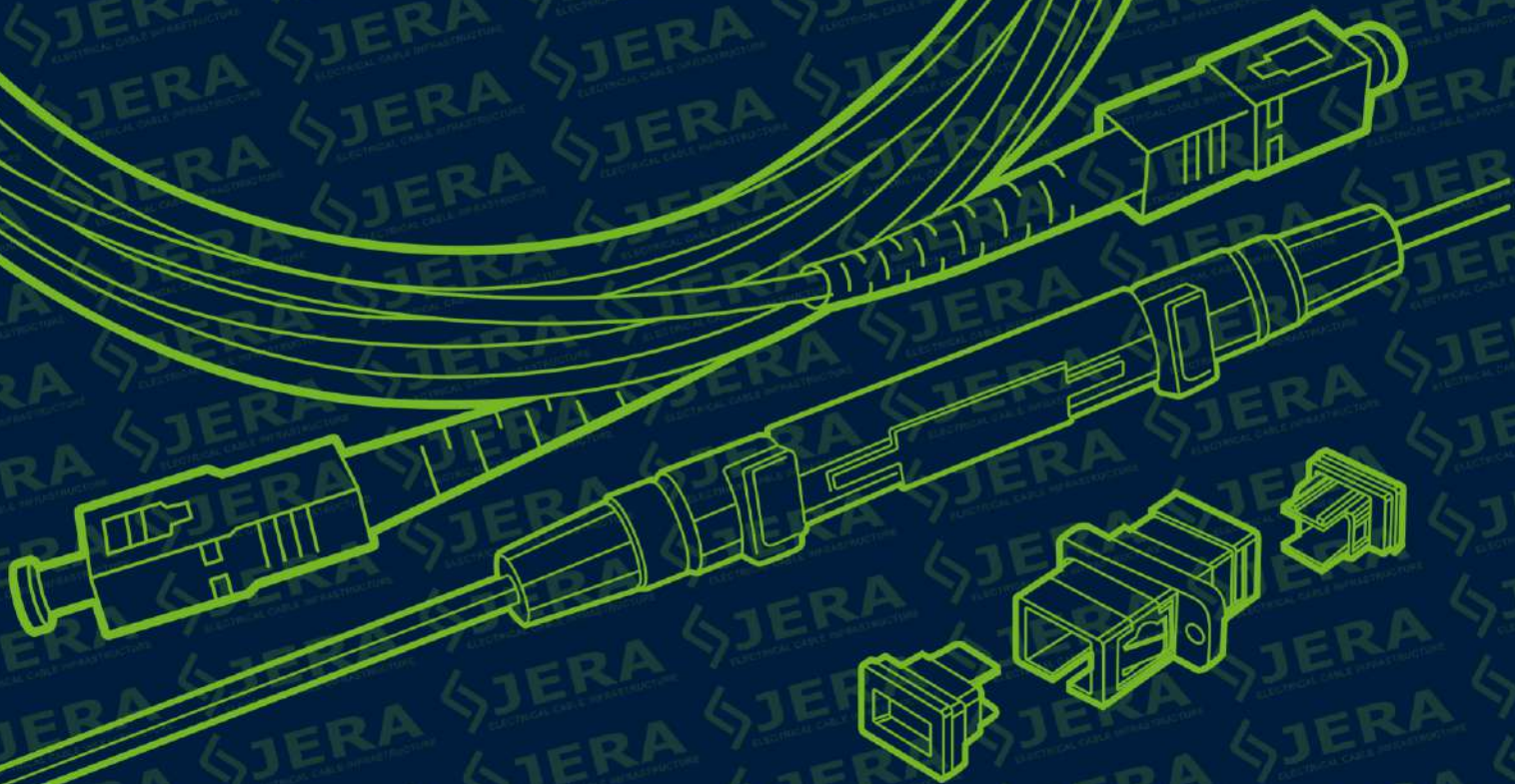
Fiber optical distribution box FODB-24, designed to terminate feeding optical cable and connect last mile cables as fiber optical cords, patch cords, pigtail cords. It can be applied in building, FTTx closets, poles, walls.

**Technical specification:**

Drop cables quantity	24
Input and cable diameters	2 $\times$ $\varnothing$ 15mm, 24 $\times$ $\varnothing$ 3mm, 3 $\times$ $\varnothing$ 10mm
Dimensions, mm	350 $\times$ 280 $\times$ 100
Adaptors SC	24
PLC SC Splitters	3 $\times$ 1*8, 6 $\times$ 1*4, 12 $\times$ 1*4



# FIBER OPTIC PATCHCORDS, ADAPTERS, FAST CONNECTORS



Fiber optic adapters, connectors and fiber optic patch cords are used for fiber optical cables connections to an optical telecommunication equipment. Used to connect the optical transmitter, receiver and PON boxes. Regularly used and widely applied in optical fiber management system, last mile end user's connection, all connections in data centers of GPON, XPON projects. By the diversity of telecommunication optic patch cords have common varieties such as SC, FC, LC, ST, E2000 types. With different lengths,

jacket materials, thickness, glass fiber core types. Simlex or duplex types are available in our product range.

Fiber optic fast connector provides quick access for connection of fiber cords in FTTH, CATV, telecommunication networks without stripping and splice fusion of fiber. After installation both the optical and mechanical performance reach the standard for FTTH.





## OUTDOOR DROP CABLE PATCH CORDS

### Technical specification:

<b>Product code</b>	<b>DROP PATCHCORDS</b>
<b>Fiber capacity</b>	1-12
<b>Fiber cores</b>	G652D, G657A1, G657A2
<b>Polish types</b>	UPC, APC
<b>Length, M</b>	10-1000
<b>Cable size, mm</b>	Depend on cable
<b>Insertion losses (IL), dB</b>	≤0.1
<b>Working temperature</b>	-50-+85°C



## DISTRIBUTION PIGTAILS

### Technical specification:

Product code	SC	FC	LC
<b>Polish types</b>	UPC, APC	UPC, APC	UPC, APC
<b>Fiber cores</b>	G652D, G657A1, G657A2		
<b>Cable OD &amp; jacket Mateials</b>	0.9 mm, PVC	0.9 mm, PVC	0.9 mm, PVC
<b>Insertion losses (IL), dB</b>	≤0.1	≤0.1	≤0.1
<b>Working temperature</b>	-40-+85°C	-40-+85°C	-40-+85°C



## INDOOR DISTIBUTION PATCH CORDS

### Technical specification:

Product code	SC	FC	LC
<b>Polish types</b>	UPC, APC	UPC, APC	UPC, APC
<b>Fiber cores</b>	G652D, G657A1, G657A2		
<b>Diameters, mm</b>	0.9, 2.0, 3.0		
<b>Length, M</b>	0.5, 1, 2, 3, 5, 10		
<b>Insertion losses (IL), dB</b>	≤0.1	≤0.1	≤0.1
<b>Mateials</b>	PVC, LSZH	PVC, LSZH	PVC, LSZH
<b>Working temperature</b>	-40-+85°C	-40-+85°C	-40-+85°C



## ADAPTERS

### Technical specification:

<b>Product code</b>	<b>SC</b>
<b>Polish types</b>	UPC, APC
<b>Fiber counts</b>	Simplex, duplex
<b>Insertion losses (IL), dB</b>	≤0.3
<b>Working temperature</b>	-40-+85°C



## FAST CONNECTORS

### Technical specification:

Product code	SC/APC-F	SC/UPC-F
<b>Polish types</b>	APC	UPC
<b>Fiber counts</b>	Simplex	Simplex
<b>Insertion losses (IL), dB</b>	≤0.3	≤0.3
<b>Working temperature</b>	-40-+85°C	-40-+85°C



# FIBER OPTIC PLC SPLITTERS



Fiber optic PLC (Planar Lightwave Circuit) splitters are based on a quartz integrated wave guide optical light distribution device. Fiber optical network uses an optical signal coupled to the branches to connect the terminal equipment and to branch the optical signal. PLC splitter connects many input and output terminals, in a passive optical net-

work (GPON, FTTX, FTTH). Fiber optic cable ends capped with connectors of 1\*2-1\*32 fibers. To speed up an installation process we produce assemble the splitter cassette from 4 to 16 of SC adapters were installed.





### BLOCKLESS PLC SPLITTER

Technical specification:

Product code	1×2	1×4	1×8	1×16	1×32	1×64
Head types	SC/APC, SC/UPC					
Fiber cores	G652D, G657A1, G657A2					
Operating wavelength (nm)	1260-1650					
Length, M	0.5-2					
Working temperature	-40-+85°C					
Standard	Telcordia GR-1209-CORE and GR-1221-CORE					



### BLOCKLESS PLC SPLITTER WITHOUT HEAD

Technical specification:

Product code	1×2	1×4	1×8	1×16
Head types	SC/APC, SC/UPC			
Fiber cores	G652D, G657A1, G657A2			
Operating wavelength (nm)	1260-1650			
Length, M	0.5-2			
Working temperature	-40-+85°C			
Standard	Telcordia GR-1209-CORE and GR-1221-CORE			



### CASSETTE PLC SPLITTER C1 TYPE

Technical specification:

Product code	1×4	1×8
Head types	UPC, APC	UPC, APC
Fiber cores	G652D, G657A1, G657A2	
Operating wavelength (nm)	1260-1650	
Cassette dimensions, mm	72×82×12.5	72×82×22
Working temperature	-40-+85°C	
Standard	Telcordia GR-1209-CORE and GR-1221-CORE	



### CASSETTE PLC SPLITTER C2 TYPE

Technical specification:

Product code	1×2	1×4	1×8	1×16	1×32	1×64
Head types	SC/APC, SC/UPC					
Fiber cores	G652D, G657A1, G657A2					
Operating wavelength (nm)	1260-1650					
Cassette dimensions, mm	128×100×25		128×100×50		128×100×100	
Working temperature	-40-+85°C					
Standard	Telcordia GR-1209-CORE and GR-1221-CORE					



### BLOCKLESS FBT SPLITTERS

Technical specification:

Product code	1×2	1×4	1×8
Head types	UPC, APC	UPC, APC	UPC, APC
Fiber cores	G652D, G657A1, G657A2		
Operating wavelength (nm)	1260-1650		
Cassette dimensions, mm	72×82×12.5	72×82×12.5	72×82×22
Working temperature	-40-+85°C		
Standard	Telcordia GR-1209-CORE and GR-1221-CORE		



# PULLING TOOLS FOR FIBER OPTIC CABLE INSTALLATION



Stringing overhead pulling tools were developed to be used with fiber optic cable in line construction. Such equipment have the access to pull conductors by manual or machine force. Pulling force converts to clamping force and easily allows pulling fiber optical cables.

Common installation set includes: FRP duct rodder, overhead stringing block (pulley), come-along, stringing lever hoist, overhead pulling cable grip, swivel shackle, separating wedges.

Simple desing and durability allows with stand sufficient loads without cable slip or it's damage.







## FIBER GLASS DUCT RODDER, WHEEL TYPE

### Product information:

Fiber glass duct rodders also called fiberglass snake rodders were developed for rodding operations and underground jobs such as pulling cables through duct and pies.

### Technical specification:

Product code	DR-6/50	DR-6/100	DR-8/100	DR-8/150	DR-10/150
FRP, mm	Ø 6	Ø 6	Ø 8	Ø 8	Ø 10
FRP length, M	50	100	100	150	150



## CABLE PULLING SOCKS

### Product information:

Overhead pulling cable grip is used for pulling of the insulated conductor, for ropes and cable with neutral messenger.

### Technical specification:

Product code	SP-6-12-300	SP-12-18-600	SP-18-25-600
MBL, kN	10	12	15
Cable diameter, mm	6-12	12-18	18-25
Length, mm	300	600	600



## STRINGING BLOCKS (PULLEY)

### Product information:

Overhead stringing block (pulley) is used for pulling of the insulated aerial conductor or ropes.

### Technical specification:

Product code	MT 26-50-30
MBL, kN	20
Material	Nylon
Weight, kg	1.5



## COME-ALONGS

### Product information:

Stringing overhead come-along is used for pulling conductors by manual or machine force.

### Technical specification:

Product code	C - 422
MBL, kN	20
Cable size, mm	Ø 4 - 22



## SWIVEL

### Product information:

Swivel shackle is used with pulling socks to eliminate any twisting of conductor.

### Technical specification:

Product code	SW-15
MBL, kN	15
Cable size, mm	Ø 12
Dimensions, mm	12, 87, 33, 29, 12, 113



## LEVER HOISTS

### Product information:

Stringing lever hoist is a lever operated manual device used to lift, lower, or pull a load and to apply or release tension.

### Technical specification:

Product code	LH-20	
Pulling force, ton	Without block	1.5
	With block	3.0
Cable length, mm	Without block	3.0
	With block	1.6



# FIBER OPTIC CABLE TERMINATION MATERIALS & TOOLS



Fiber optic cable termination materials and tools are a group of products that support fusion splicing or direct termination of fiber optic cables during FTTH line constructions. The tools are an important items for any optical fiber cable installers, which will greatly facilitate the fusion splicing and termination works of the fiber optic cables.

Common termination tools includes: Fiber cable stripper, Scissors, Fiber stripper, Heat shrink tube, Visual fault locator, Optical fiber cleaver, FTTH tool kits etc.

All the tools were durable designed, and the full range of termination tools will help you save time and cost to search the tools for several suppliers.





### FIBER OPTIC CABLE STRIPPER

**Product information:**

Fiber optic cable stripper is a special tool developed for ADSS cables or other sheathed or armored fth cables. This ADSS cable splitter is mainly to cut off the armored sheath of cable to obtain the internal fiber optic wire.

**Technical specification:**

<b>Product code</b>	<b>FT-2</b>
<b>Stripping diameter</b>	4-10 mm
<b>Blade depth</b>	Max 5.5mm



### FIBER OPTIC CABLE ARAMID YARNS SCISSORS

**Product information:**

Fiber cable aramid yarns scissors is an ideal tool designed to cable's aramid yarn or fiberglass yarn for the construction and maintenance of fiber optic projects.

**Technical specification:**

<b>Product code</b>	<b>FOC-TS</b>
<b>Material</b>	stainless steel, PP+rubber



### FIBER OPTIC CABLE STRIPPER

**Product information:**

Fiber optic stripper is a reliable and economical FTTH plier tools for peeling fiber jacket and fiber buffer during FTTH deployments.

**Technical specification:**

<b>Product code</b>	<b>CFS-2A</b>
<b>Big notch diameter</b>	1mm
<b>Peeling coating range</b>	125-250µm



### FTTH FIBER OPTIC TOOL KITS

**Product information:**

FTTH fiber optic tool kits is a integration solution for FTTH quick connect constructions which includes ptical power meter, Pen visual fault locator, Fiber cleaver, Miller pliers, Drop cable stripper, Optical fiber length fixer, Carry bag, alcohol bottle.



### FIBER CORE HEAT SHRINK TUBE

**Product information:**

Optical fiber heat shrink sleeve either called fusion splice protection sleeve is used as a protection tubing, which is widely used in optical communication equipment to protect fiber core after splicing.

**Technical specification:**

<b>Product code</b>	<b>RGS-TM-40</b>
<b>Working temperature</b>	-45 - 110°C
<b>Shrinking temperature range</b>	120°C



### COLD SHRINK TUBES

**Product information:**

Cold shrink tubes is a supercharged rubber sleeve that is pre expanded over an inner breakaway reinforced by ripcord, used to to protect communication cables and connectors.

**Technical specification:**

<b>Product code</b>	<b>CST-20x110</b>	<b>CST-25x110</b>	<b>CST-28x110</b>	<b>CST-44x135</b>
<b>Application diameters, mm</b>	7-20	8.5-25	9.5-28	15-44
<b>Length, mm</b>	110	110	110	135
<b>Shrink ration</b>	3 to 1	3 to 1	3 to 1	3 to 1





---

**Factory name:** YUYAO JERA LINE CO., LTD

---

**Address** Yuyao, Ningbo, Zhejiang, China

---

**Phone (Sales)** +86-0574-62662200

---

**E-mail** info@jera-fiber.com

---

www.jera-fiber.com

**Web**



---

Jera Line Infrastructure

**Youtube**

